

TETRAL INVERSE

INVERSE is the inverse solution of Tetral 15 ceiling system, made up modular panels which are fully downward demountable. Thanks to its "Π" shaped inverse profiles, INVERSE provides the best solution between functional and decorative purposes. Ideal for high style projects or for areas requiring periodic access to the plenum above open cell ceiling.

FEATURES

INVERSE features 1200x600 mm modular panels, made up of "Π" - shaped blades 15 mm base and 40 mm height, which suitably coupled form a square cell.

Cell sizes are available from 86x86 mm up to 150x150 mm.

The profiles are made by BENDING SYSTEM, which gives: the accuracy of profiles, more square edges and blades perfectly straight.

The modular panels 1200x600 mm are suspended from the concealed Delta suspension system.

INVERSE line can be supplied either plain or perforated, to achieve aesthetic and acoustic requirements. Standard perforation patterns are as follows:

hole 1,50 mm, 22% free opening, 3 mm pitch

hole 2,50 mm, 19% free opening, 5 mm pitch.

The inner and outer of blades can be of same colour, or in different colours for every decorative purpose.

Standard finishes:

inner blue RAL 5012 and outer silver RAL 9006

inner natural aluminium and outer black RAL 9005.

INVERSE is usually supplied unassembled. It allows for easier packages and more economic transports. Upon request, the panels can also be supplied assembled.

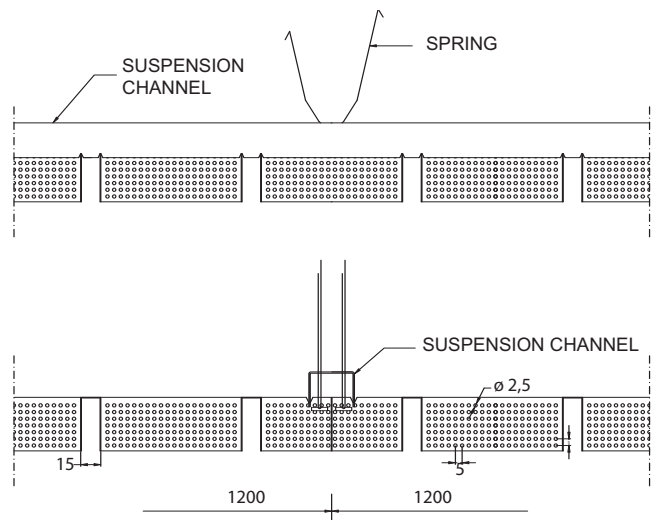
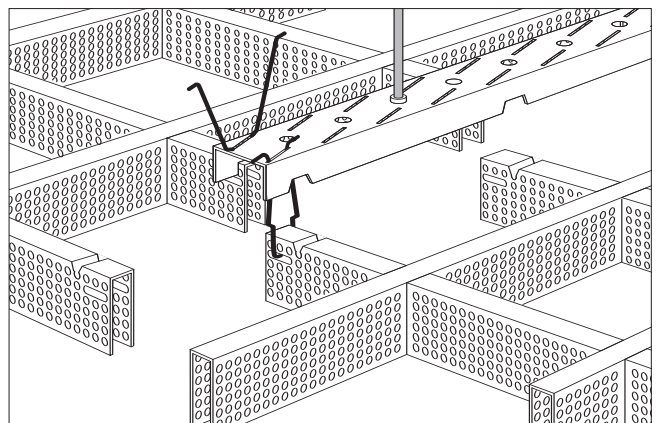

Fire reaction: as well as all Ceir open cell ceilings, also INVERSE is classified "un-combustible", in compliance with international standards.

INSTALLATION

Using the concealed Delta suspension system, to install INVERSE is very easy and fast. The concealed suspension gives a trackless appearance and each panel, fully downward demountable, can be hinged down without being totally removed.

SPECIFICATION

Product:	TETRAL INVERSE
Supply form:	unassembled / assembled panels
Material:	0,46 mm. th. aluminium
Section blade:	"Π", base 15 mm, h.40 mm.
Cell size:	... x ... mm.
Panel size:	1200x600 mm.
Finish:	inner blue RAL 5012/ outer silver RAL 9006 (or natural aluminium/ black RAL 9005).
Suspension:	concealed Delta system
Quantity:	... sq.m.



CEIR

Via Marconi, 3 - 35030 Caselle di Selvazzano - PD - Italy

tel. +39.049.630779 • fax +39.049.632254

www.ceir.com • e-mail: ceir@ceir.com